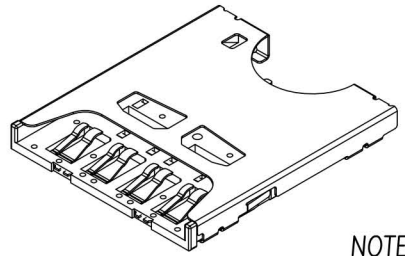
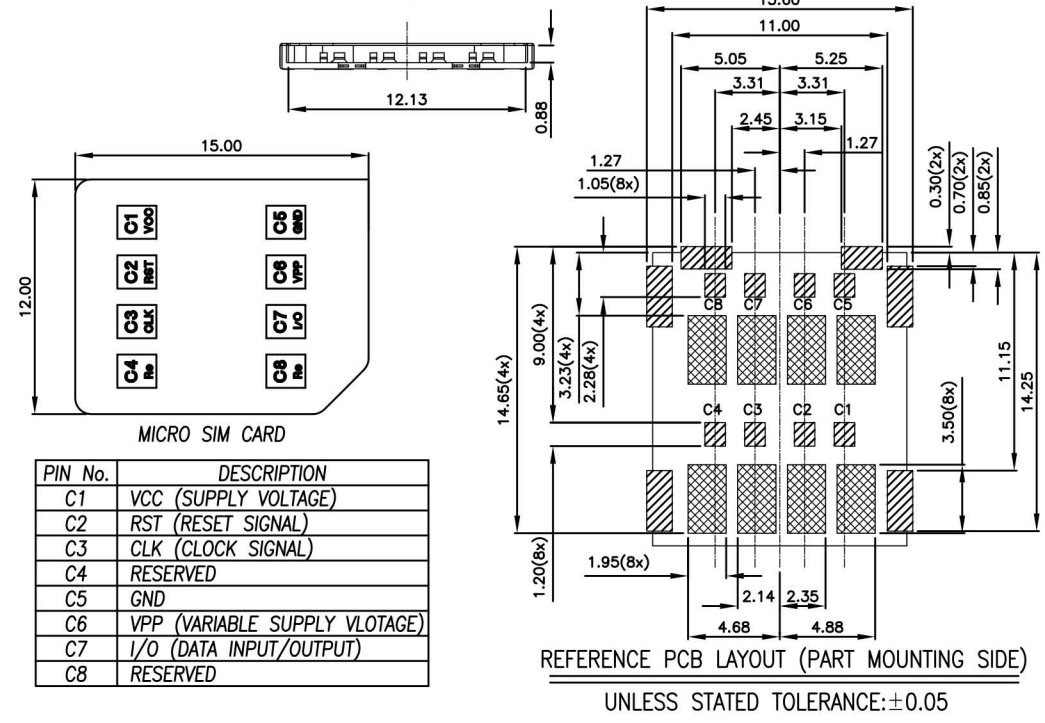
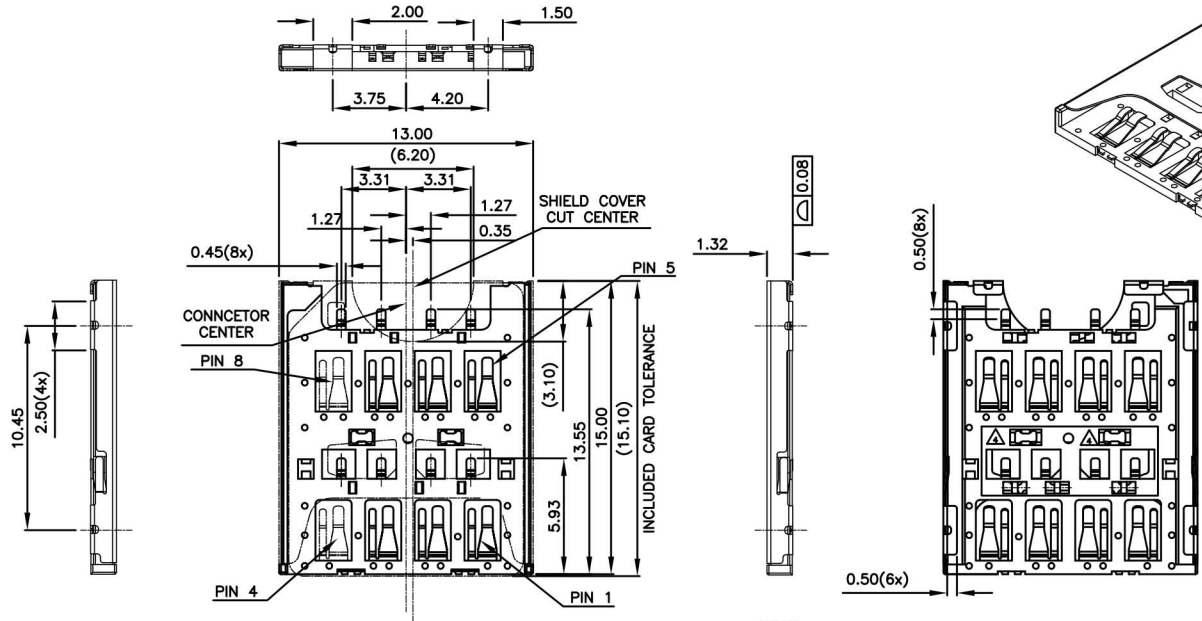


REV.	LOCAS.	DESCRIPTION	DRAW.	DATE.
2	△	改善IR後平面度	Denny	2014/04/09
3	△	修改包裝規格	Denny	2014/05/15
4	△	優化切刀避位結構	Denny	2014/06/16

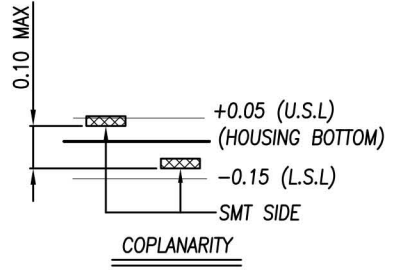


NOTES:

- MATERIAL:
HOUSING: THERMOPLASTIC, UL94V-0, COLOR: BLACK
CONTACT: COPPER ALLOY
SHELL: STAINLESS STEEL
- FINISH:
CONTACT:
GOLD PLATING ON CONTACT AREA
GOLD FLASH PLATING ON SOLDER TAILS
60u" MIN. NICKEL UNDERPLATING OVER ALL
SHELL: GOLD FLASH PLATING ON SOLDER TAILS
- PRODUCT SPECIFICATIONS:
VOLTAGE RATING: 50V
CURRENT RATING: 1.0A
INSULATION RESISTANCE: 1000MEG.OHM MIN
CONTACT RESISTANCE: 100 MILL.OHM MAX
OPERATION TEMPERATURE: -40° TO +85°
DURABILITY: 5000 CYCLES



PIN No.	DESCRIPTION
C1	VCC (SUPPLY VOLTAGE)
C2	RST (RESET SIGNAL)
C3	CLK (CLOCK SIGNAL)
C4	RESERVED
C5	GND
C6	VPP (VARIABLE SUPPLY VLOTAGE)
C7	I/O (DATA INPUT/OUTPUT)
C8	RESERVED



SOLDER AREA
 THIS AREA CAN'T BE PRINTED CIRCUIT

TABLE 1

NO.	PART NO.	DESCRIPTION
2	A130-S06-01B	6 PIN
1	A130-S08-01A	8 PIN

NO.	PART NO.	DESCRIPTION

MEASURE POINT:
 QUADRANT POINT (QP)
 TANGENCY POINT (TP)
 INTERSECTION POINT (IP)

UNLESS OTHERWISE SPECIFIED, TOLERANCE:
 X. ±0.25
 X.X ±0.20
 X.XX ±0.15
 ANGULAR ±3°



DESIGN	Denny Wu	DATE	2014.06.16	TITLE:			
CHECKED		DATE		MICRO SIM CARD CONN			
APPROVED		DATE		I/M TYPE H1.30MM			
PART NO:	SEE TABLE 1	REV:	4	SCALE:	1:1	UNIT:	mm
DRAWING NO:	SA130-S08-01A	SIZE:	A4	SHEET:	1/1		