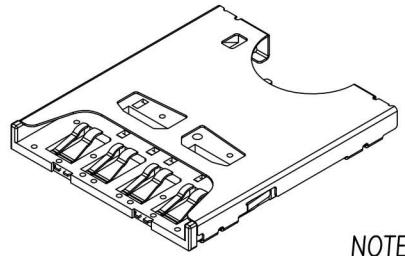
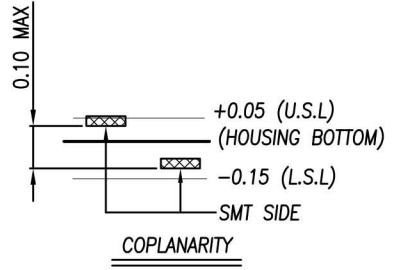
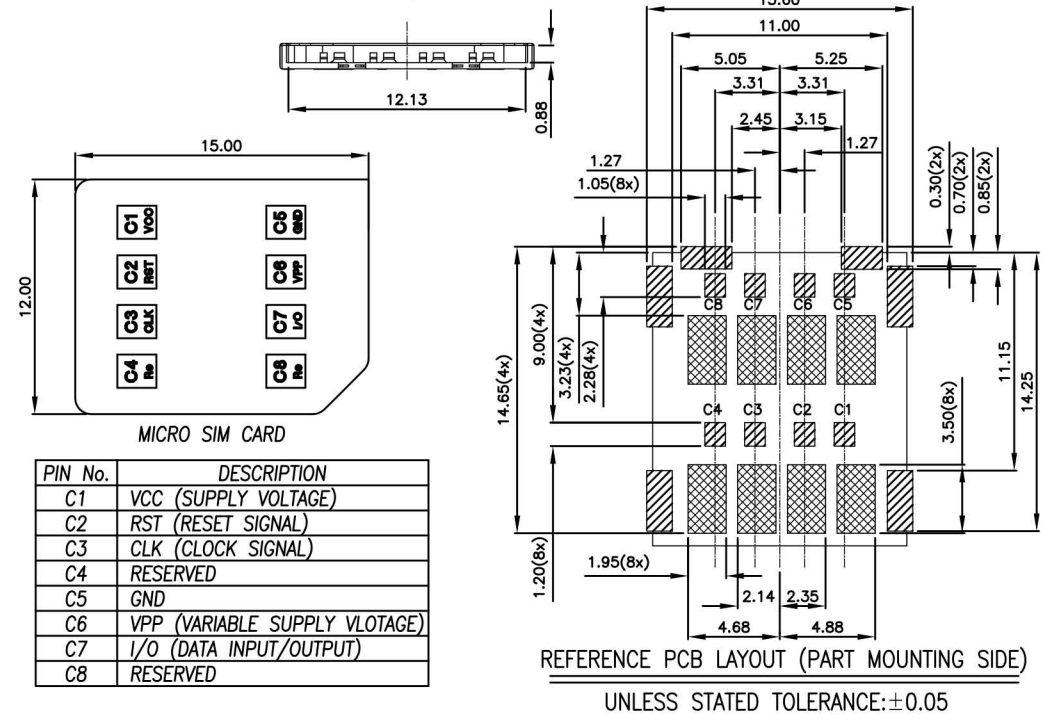
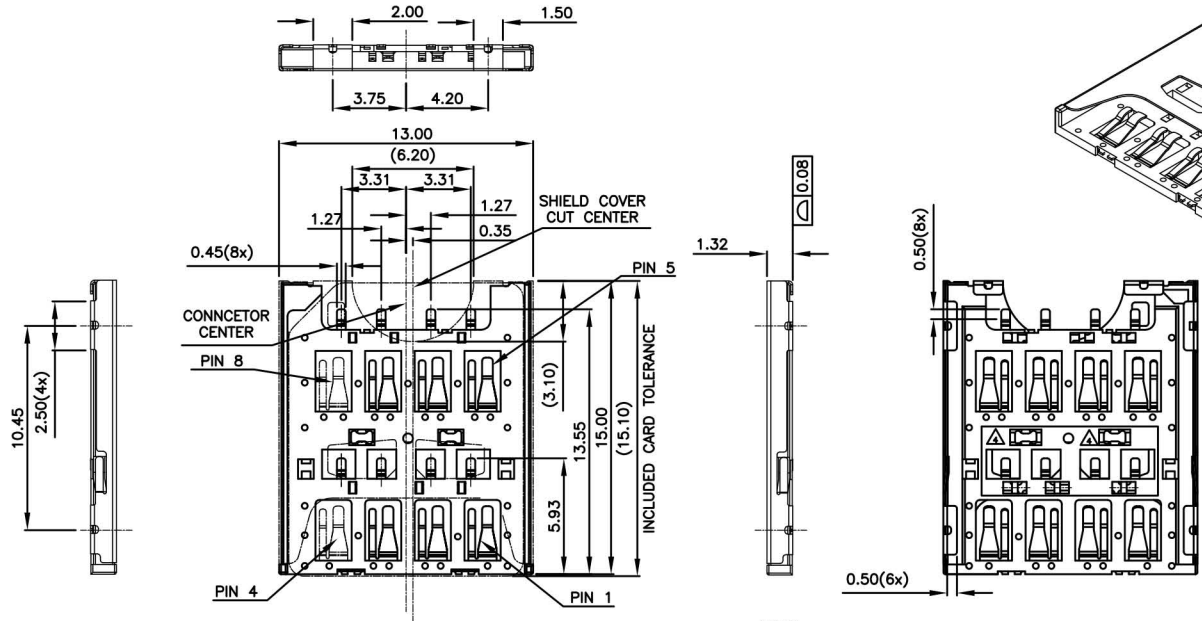


REV.	LOCAS.	DESCRIPTION	DRAW.	DATE.
2	△	改善IR後平面度	Denny	2014/04/09
3	△	修改包裝規格	Denny	2014/05/15
4	△	優化切刀避位結構	Denny	2014/06/16



NOTES:

- MATERIAL:  
HOUSING: THERMOPLASTIC, UL94V-0, COLOR: BLACK  
CONTACT: COPPER ALLOY  
SHELL: STAINLESS STEEL
- FINISH:  
CONTACT:  
GOLD PLATING ON CONTACT AREA  
GOLD FLASH PLATING ON SOLDER TAILS  
60u" MIN. NICKEL UNDERPLATING OVER ALL  
SHELL: GOLD FLASH PLATING ON SOLDER TAILS
- PRODUCT SPECIFICATIONS:  
VOLTAGE RATING: 50V  
CURRENT RATING: 1.0A  
INSULATION RESISTANCE: 1000MEG.OHM MIN  
CONTACT RESISTANCE: 100 MILL.OHM MAX  
OPERATION TEMPERATURE: -40° TO +85°  
DURABILITY: 5000 CYCLES



SOLDER AREA  
 THIS AREA CAN'T BE PRINTED CIRCUIT

TABLE 1

NO.	PART NO.	DESCRIPTION
2	A130-S06-01B	6 PIN
1	A130-S08-01A	8 PIN

NO.	PART NO.	DESCRIPTION
		8 PIN
		6 PIN

PIN No.	DESCRIPTION
C1	VCC (SUPPLY VOLTAGE)
C2	RST (RESET SIGNAL)
C3	CLK (CLOCK SIGNAL)
C4	RESERVED
C5	GND
C6	VPP (VARIABLE SUPPLY VLOTAGE)
C7	I/O (DATA INPUT/OUTPUT)
C8	RESERVED

MEASURE POINT:  
 QUADRANT POINT (QP)  
 TANGENCY POINT (TP)  
 INTERSECTION POINT (IP)

UNLESS OTHERWISE SPECIFIED, TOLERANCE:  
 X. ±0.25  
 X.X ±0.20  
 X.XX ±0.15  
 ANGULAR ±3°



DESING	Denny Wu	DATE	2014.06.16	TITLE: MICRO SIM CARD CONN I/M TYPE H1.30MM			
CHECKED		DATE					
APPROVED		DATE					
PART NO:	SEE TABLE 1	REV:	4	SCALE:	1:1	UNIT:	mm
DRAWING NO:	SA130-S08-01A	SIZE:	A4	SHEET:	1/1		