

FPC/FFC 0.5mm ZIF SMT Type Side Entry

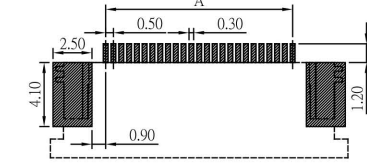
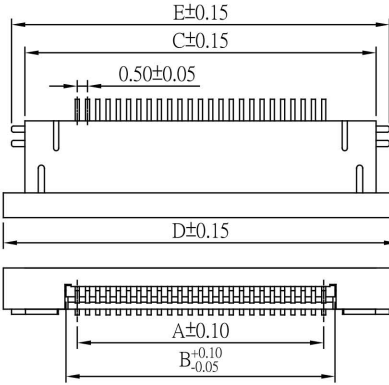



Specifications

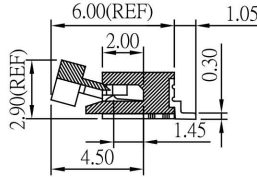
Current Rate:0.5 AMP
 Insulation Resistance:50MΩ Min.
 Contact Resistance:20mΩ Max.
 Dielectric Voltage:250V AC for one minute
 Operation Temperature:-20°C to +85°C

Material

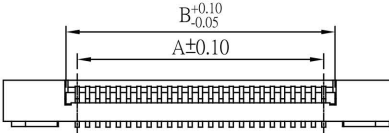
Insulator:Polyester,UL 94V-0
 ©Standard:Nylon 6T
 Terminal:Copper Alloy
 Plated:Tin Plated



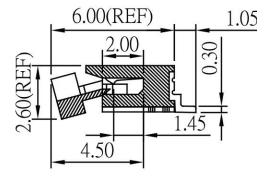
Recommended PCB Layout (PCB TOLERANCE ±0.05)



Bottom Contact



Upper Contact



No. of Contacts	Dim. A	Dim. B	Dim. C	Dim. D	Dim. E	No. of Contacts	Dim. A	Dim. B	Dim. C	Dim. D	Dim. E
3	1.00	2.10	6.10	8.10	7.40	32	15.50	16.60	20.60	22.60	21.90
4	1.50	2.60	6.60	8.60	7.90	33	16.00	17.10	21.10	23.10	22.40
5	2.00	3.10	7.10	9.10	8.40	34	16.50	17.60	21.60	23.60	22.90
6	2.50	3.60	7.60	9.60	8.90	35	17.00	18.10	22.10	24.10	23.40
7	3.00	4.10	8.10	10.10	9.40	36	17.50	18.60	22.60	24.60	23.90
8	3.50	4.60	8.60	10.60	9.90	37	18.00	19.10	23.10	25.10	24.40
9	4.00	5.10	9.10	11.10	10.40	38	18.50	19.60	23.60	25.60	24.90
10	4.50	5.60	9.60	11.60	10.90	39	19.00	20.10	24.10	26.10	25.40
11	5.00	6.10	10.10	12.10	11.40	40	19.50	20.60	24.60	26.60	25.90
12	5.50	6.60	10.60	12.60	11.90	41	20.00	21.10	25.10	27.10	26.40
13	6.00	7.10	11.10	13.10	12.40	42	20.50	21.60	25.60	27.60	26.90
14	6.50	7.60	11.60	13.60	12.90	43	21.00	22.10	26.10	28.10	27.40
15	7.00	8.10	12.10	14.10	13.40	44	21.50	22.60	26.60	28.60	27.90
16	7.50	8.60	12.60	14.60	13.90	45	22.00	23.10	27.10	29.10	28.40
17	8.00	9.10	13.10	15.10	14.40	46	22.50	23.60	27.60	29.60	28.90
18	8.50	9.60	13.60	15.60	14.90	47	23.00	24.10	28.10	30.10	29.40
19	9.00	10.10	14.10	16.10	15.40	48	23.50	24.60	28.60	30.60	29.90
20	9.50	10.60	14.60	16.60	15.90	49	24.00	25.10	29.10	31.10	30.40
21	10.00	11.10	15.10	17.10	16.40	50	24.50	25.60	29.60	31.60	30.90
22	10.50	11.60	15.60	17.60	16.90	51	25.00	26.10	30.10	32.10	31.40
23	11.00	12.10	16.10	18.10	17.40	52	25.50	26.60	30.60	32.60	31.90
24	11.50	12.60	16.60	18.60	17.90	53	26.00	27.10	31.10	33.10	32.40
25	12.00	13.10	17.10	19.10	18.40	54	26.50	27.60	31.60	33.60	32.90
26	12.50	13.60	17.60	19.60	18.90	55	27.00	28.10	32.10	34.10	33.40
27	13.00	14.10	18.10	20.10	19.40	56	27.50	28.60	32.60	34.60	33.90
28	13.50	14.60	18.60	20.60	19.90	57	28.00	29.10	33.10	35.10	34.40
29	14.00	15.10	19.10	21.10	20.40	58	28.50	29.60	33.60	35.60	34.90
30	14.50	15.60	19.60	21.60	20.90	59	29.00	30.10	34.10	36.10	35.40
31	15.00	16.10	20.10	22.10	21.40	60	29.50	30.60	34.60	36.60	35.90
						61	30.00	31.10	35.10	37.10	36.40

Part No.:FC4AMR6-XX-U


FPC/FFC 0.5mm ZIF SMT Type Top Entry

Specifications

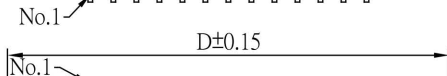
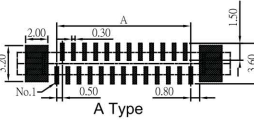
Current Rate:0.5 AMP
 Insulation Resistance:50MΩ Min.
 Contact Resistance:20mΩ Max.
 Dielectric Voltage:250V AC for one minute
 Operation Temperature:-20°C to +85°C

Material

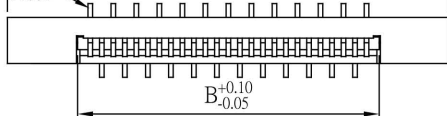
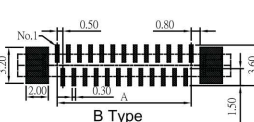
Insulator:Polyester,UL 94V-0
 ©Standard:Nylon 6T
 Terminal:Copper Alloy
 Plated:Tin Plated



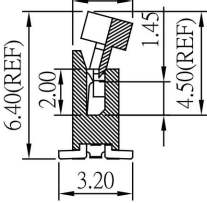
A Type



B Type



Recommended PCB Layout (PCB TOLERANCE ±0.05)



No. of Contacts	Dim. A	Dim. B	Dim. C	Dim. D	Dim. E	No. of Contacts	Dim. A	Dim. B	Dim. C	Dim. D	Dim. E
3	1.00	2.10	6.10	8.10	7.40	32	15.50	16.60	20.60	22.60	21.90
4	1.50	2.60	6.60	8.60	7.90	33	16.00	17.10	21.10	23.10	22.40
5	2.00	3.10	7.10	9.10	8.40	34	16.50	17.60	21.60	23.60	22.90
6	2.50	3.60	7.60	9.60	8.90	35	17.00	18.10	22.10	24.10	23.40
7	3.00	4.10	8.10	10.10	9.40	36	17.50	18.60	22.60	24.60	23.90
8	3.50	4.60	8.60	10.60	9.90	37	18.00	19.10	23.10	25.10	24.40
9	4.00	5.10	9.10	11.10	10.40	38	18.50	19.60	23.60	25.60	24.90
10	4.50	5.60	9.60	11.60	10.90	39	19.00	20.10	24.10	26.10	25.40
11	5.00	6.10	10.10	12.10	11.40	40	19.50	20.60	24.60	26.60	25.90
12	5.50	6.60	10.60	12.60	11.90	41	20.00	21.10	25.10	27.10	26.40
13	6.00	7.10	11.10	13.10	12.40	42	20.50	21.60	25.60	27.60	26.90
14	6.50	7.60	11.60	13.60	12.90	43	21.00	22.10	26.10	28.10	27.40
15	7.00	8.10	12.10	14.10	13.40	44	21.50	22.60	26.60	28.60	27.90
16	7.50	8.60	12.60	14.60	13.90	45	22.00	23.10	27.10	29.10	28.40
17	8.00	9.10	13.10	15.10	14.40	46	22.50	23.60	27.60	29.60	28.90
18	8.50	9.60	13.60	15.60	14.90	47	23.00	24.10	28.10	30.10	29.40
19	9.00	10.10	14.10	16.10	15.40	48	23.50	24.60	28.60	30.60	29.90
20	9.50	10.60	14.60	16.60	15.90	49	24.00	25.10	29.10	31.10	30.40
21	10.00	11.10	15.10	17.10	16.40	50	24.50	25.60	29.60	31.60	30.90
22	10.50	11.60	15.60	17.60	16.90	51	25.00	26.10	30.10	32.10	31.40
23	11.00	12.10	16.10	18.10	17.40	52	25.50	26.60	30.60	32.60	31.90
24	11.50	12.60	16.60	18.60	17.90	53	26.00	27.10	31.10	33.10	32.40
25	12.00	13.10	17.10	19.10	18.40	54	26.50	27.60	31.60	33.60	32.90
26	12.50	13.60	17.60	19.60	18.90	55	27.00	28.10	32.10	34.10	33.40
27	13.00	14.10	18.10	20.10	19.40	56	27.50	28.60	32.60	34.60	33.90
28	13.50	14.60	18.60	20.60	19.90	57	28.00	29.10	33.10	35.10	34.40
29	14.00	15.10	19.10	21.10	20.40	58	28.50	29.60	33.60	35.60	34.90
30	14.50	15.60	19.60	21.60	20.90	59	29.00	30.10	34.10	36.10	35.40
31	15.00	16.10	20.10	22.10	21.40	60	29.50	30.60	34.60	36.60	35.90
						61	30.00	31.10	35.10	37.10	36.40

Part No.:FC4AMS6-XX-U

ORDER INFORMATION

P C 4 A M X 6 - X X T N X X - U

MR:SMT Right Angle
 MS:SMT Straight

No. of Contacts

ⓄT:Tin Plated

ⓄN:Ivory Insulator

B:Bottom Contact
 U:Upper Contact
 (Option for FPC4AMR6 Only)

P.C.B Layout
 A:A Type
 B:B Type
 (Option for FPC4AMS6 Only)

T:Tube
 R:Tape & Reel

U:RoHS + Nylon 6T